

Sikshana Foundation

Sikshana Foundation



शिक्षण



Sikshana

2010-11 Annual Report

Contents

EXECUTIVE SUMMARY	3
MESSAGE FROM THE CHAIRMAN	4
THE YEAR IN BRIEF	5
NEW INITIATIVES DURING THE YEAR.....	6
THE OUTCOME	7
Performance of Sikshana High Schools.....	7
Performance of Sikshana Primary Schools.....	8
SIKSHANA ACTIVITIES DURING 2010-11	9
Sikshana in High Schools.....	9
Sikshana in Primary Schools.....	10
Case Studies	14
Stake holders Initiative	16
ABOUT US	19
Financial data	19
The Numbers in simple terms.....	21
Sikshana Financial Transparency Standard.....	22
Vision, mission, values.....	32
Grantors, partners, collaborators	33
Board of Directors	34
Team	37
Contacts & donations.....	38

Executive Summary

Sikshana is a child-centric program, aimed at evolving a sustainable and replicable model for the Public Education System(PES). It recognizes the fact that each school has its own unique problems and these cannot be addressed through templated solutions. Short of assuming direct control over the affairs of a school, the only viable option seems to be to assist the schools to acquire the skills necessary for analyzing the problems they face and to come up with appropriate solutions. The schools will need 'handholding' during this phase of development; the assistance includes financial support to the extent of funding the solutions that emerge from their analysis. In the process, Sikshana ensures that they are looked at as facilitators, rather than providers, which effectively shifts the burden of responsibility and ownership of the program to the schools. Under this approach, Sikshana has evolved into a highly decentralized initiative, built around empowerment of the stakeholders. A corollary is that the positive impact achieved is self-sustaining to a large extent and long lasting.

Sikshana works with the Government, using its strengths and getting around its weaknesses. Accordingly, it does not venture into areas such as infrastructure which are within the domain of the State; on the other hand it focuses on motivation as the tool of intervention. Operating within this ambit, the program has been able to achieve significant enhancements in the learning levels in the class room at a typical cost of less than Rs 500 per annum per child. Viewed against Rs 10,000 plus that is incurred by the State, Sikshana appears to emerge as a potential contender for the most successful and viable intervention for improving the quality of Education under the PES.

Message from the chairman

It is my privilege and pleasure to reach you through this Annual Report for the financial year 2010-2011 highlighting key events and milestones for Siskhana. Though the program expanded to 400 schools this year, most of the efforts by the executive team have been to setup systems and processes in place which will help us to scale up further.

We appreciate the continued faith and support of Sikshana's many donor organizations; the hard work and dedication from all esteemed members of the board, our trustees, mentors and volunteers.

Finally, our special appreciation and thanks (from our hearts) to the hundreds of teachers who day after day make our efforts fruitful

With best wishes and greetings.

Yours sincerely,

Prashanth Prakash

The year in brief

In terms of growth, Sikshana grew from 250 schools to 400 schools with two major landmarks in the evolution of Sikshana. One for the first time Sikshana went to the northern part of Karnataka with 60 schools in the Kalghatgi taluk near Hubli and the second being as part of our Outreach efforts, the Sikshana program was started in 15 schools in Bharuch, Gujarat with a partner NGO Gram Vikas Trust (GVT).

The year saw the high school intervention taking off in a big way producing some amazing results and also providing valuable feedback on our work in the primary schools. The use of ASER as an assessment tool enabled us to get back to our roots in being a child centric program where the commitment is to get every child who attends the Sikshana school acquire the basic language and arithmetic skills.

In addition a few specific initiatives were undertaken especially those that will aid in the exit of the Sikshana from the schools. The most prominent of these would be the Community or Local Mentoring wherein a qualified person from the community performs the role of a mentor in the school for a nominal honorarium.

While we are extremely happy with the results of the initiative one thing we have been lacking is the lack of academic analysis of the effort. Towards this end we are very excited to sign a MOU with University of Pennsylvania, Graduate School of Education, USA who will undertake a 3year study in order to learn about NGO interventions in Indian education, to help Sikshana develop research inquiry models for mentors, and to articulate the emergent processes by which Sikshana has achieved its school successes thus far. Their goal is to collaboratively produce published work and new methods that will further Sikshana's goal of quality education for all in India.

Prasanna V.R.
CEO

New Initiatives during the year

ASER assessment tool: For the first time in 2009-10 Sikshana started working with high schools and one of the startling facts that came out of the experience was that primary schools were sending many children to high schools who did not have basic arithmetic and reading skills. A few of these were from in fact from Sikshana primary schools, which led to an introspection of the current assessment tools used by us. Finally ASER (www.asercenter.org) was picked up as a new initiative since it is a child centric assessment tool, nationally accepted, very easy to administer. This also gave us the ability to compare Sikshana numbers with state and national averages.

A detail analysis of the assessment will be done later in the outcome section, but at this point we would like to mention that against state/national averages of 11 to 60% in arithmetic or language skills Sikshana schools have shown 60 to 100% scores. Every child in class 4 and 7 across all the 330 Sikshana schools in Karnataka were tracked. The ability to track the skill level of every child quickly and in quantitative terms enabled all the stake holders to focus on the individual child which is in our opinion the key to ensuring every child acquires the basic skills expected at the completion of primary schooling.

Local mentoring: This concept was tried in 51 schools in Kanakapura where an educated youth from the village replaced the Sikshana mentor and is responsible for mentoring the school. One of the big advantages of this was that effectiveness of mentoring improved and also continued beyond just school hours because of being a local. The other benefits were lower cost of mentoring due to zero transport cost and this is also a step forward in Sikshana's eventual exit from the schools.

Book fair in every school: The library program of Sikshana which is a signature event has over the years evolved and has scaled up to where this year it reached directly over 2500 children from across the 400 Sikshana schools. But with many benefits associated with the program, a book fair at the school level to reach even more children was promoted. The idea behind this initiative was to get all the children in the school to be able to select books that they would like to read and to be aware of the books they have access to. So on the day the new books for the year arrive in the school, the children unpack, index and stack the new books into their library, etc.

Self-monitoring by Children: With Sikshana expanding to reach over 50,000 children, it became quite a challenge to ensure compliance to Sikshana activities in schools. It was observed that children do a very good job of monitoring themselves provided the right tools were given. A new format of the diary was provided this year to all children with space for tracking the number of pages they write, the number of books they read, their full day time allocation for various activities, etc. The mentors and teachers have reported a very high level of usage of these features by the children.

The Outcome

Performance of Sikshana High Schools

Sikshana was implemented in 24 of the 34 Government High schools of Kanakapura Taluk and a comparison is given below on the performance of Sikshana schools against those in other streams.

Type of School	No. of Schools	No. of Students	% Pass	Pass Range	No. of schools with 100% Pass
Govt Sikshana	24	1166	87.5	73.5 - 100	3
Govt Non-Sikshana	10	784	63.5	40 – 80.2	0
Aided	12	1714	71.5	54.5 – 86.7	0
Private	17	838	85.3	59.6 – 100	3

Key takeaways:

- Nearly 88% of the children under Sikshana passed – meaning our goal of reaching the last child is working
- The lowest pass percentage was 73.5% which is much higher than the low of all other categories
- Three schools got a perfect score on par with the elite private schools

Note : A comparison between Government and private schools should take into account the following:

- Admission to Govt schools cannot be denied to anyone, while private schools have and use the option of choosing their students. A study of the profiles of the parents under both streams will show a distinct difference, to the advantage of the latter.
- Students are not detained either at 9th or in 10th from writing the final exams in Govt schools, except for prolonged absence. Private schools use the option of detention/ transfers based on poor academic performance to improve their final scores. In fact, schools under Sikshana routinely take in students at 10th who have been forcibly evicted from private schools with a transfer certificate.
- It is not possible to enforce in Government schools many of the disciplinary measures routinely adopted in the private ones- for the simple reason that the State is keen and also obliged to keep the kids in school under all circumstances.

Performance of Sikshana Primary Schools

As per ASER (www.asercenter.org), a child in class 7 is expected to know how to perform a 2 digit division and also be able to read fluently level 2 kannada. Data from 246 schools in three school blocks Kanakapura and Hoskote (near Bangalore) and Kalghatgi (near Hubli) is shown below. The end of year results are way above the state and national averages and the schools are well on their way to getting a 100% which would mean that no child will enter high school without the basic language and arithmetic skills.

Sikshana Signature Check (The ASER assessment)				
Taluk	No. of Schools	No. of 7th Students	Kannada (Level 2) Start -> End	Arithmetic (2 Digit Division) Start -> End
Kanakapura	121	2785	72% -> 92%	68% -> 88%
Kalghatgi	50	1247	60% -> 84 %	27 % -> 78 %
Hoskote	75	1004	69% -> 87%	41% -> 86%
State Rural Avg. 2010			65%	42%
National Rural Avg. 2010			76%	57%

Sikshana Activities during 2010-11

Sikshana in High Schools

Home Visits: The Sikshana mentor along with a teacher from the school visited the homes of each and every student in the 10th class and counseled the parents on the importance of passing the 10th exam and requesting their help to reach the goal. Most parents were not aware of what they could do to help their children and this single activity has resulted in a few schools getting amazing results in the board exam.

Motivational Capsule: A motivational capsule was designed after working with over 1000 children. The problem was identified as the majority of the rural students not understanding that failing in the 10th board exam was not an option. With real life examples and the changes that are visible in the villages Sikshana was able to drive home the point that by passing 10th will create many opportunities.

Work books: All the students in our schools were provided with work a book which is a book of questions and answers covering the entire syllabus and will help students in understanding the type of questions asked on a particular topic and how to answer such questions.

Supplementary Teachers: Almost all of our schools had shortage of teachers and the schools were able to hire the same for short periods of time as required by them using the funds provided to the schools by Sikshana.

Practice exam drills: When compared to urban kids, the students in rural schools hardly practice writing a full exam until the actual day and Sikshana introduced a structured program for the same in all the adopted schools and were able to improve their results over the previous years.

Sikshana in Primary Schools

Activities and Outcomes

Qtr	Activity / Deliverable for the period	Quantifiable deliverables achieved	Unquantifiable deliverables achieved	Challenges faced during the quarter
Jun - Sep 2010	<p><i>Created baseline rating for all the selected schools (Grade list and writing speeds)</i></p> <p><i>ASER and APF testing using outside volunteers</i></p> <p><i>Formal program launched along with the Sikshana initiation program</i></p> <p><i>Delhi trip quiz</i></p> <p><i>Taluk level SDMC Meet</i></p> <p><i>TQM training</i></p>	<p>The academic standards of all schools during last academic year has been logged ; All children in class 4 and 7 have been assessed as per the ASER testing program ; All children in class 5 have been assessed as per the APF testing methodology ; All children's handwriting speed has been measured and documented.</p>	<p>The quality of handwriting at the beginning of the year has been stored for each child in class 5,6 and 7.</p> <p>Teachers understand the usefulness of a standardized testing tool in evaluating their impact</p>	<p>Few schools showed resistance for intervention</p> <p>Initially due to baseline testing the teachers felt little uncomfortable - but after the data was shared they understood our intention</p> <p>Initial resistance to using sdmc for funding but in a few weeks all school funds were transferred using sdmc bank accounts</p>
Oct - Dec 2010	<p><i>Dasara Vacation ASER camp</i></p> <p><i>Delhi Trip</i></p> <p><i>Book Fair</i></p>	<p>The children who were identified as lacking the skills as per the ASER testing were put through a 2 week vacation camp where they were taught the basic concepts of mathematics and also improve the kannada reading ability</p>	<p>The Delhi trip of the selected children has created a major interest from the community in school activities and is creating a very competitive atmosphere among children and also between schools.</p> <p>The book fair empowered the children by allowing them to choose the book they would like to read and decide which books will be part of their school library.</p>	<p>The logistics of conducting the one week long trip to delhi with 200 children from Sikshana schools was quite a challenge. But thanks to the excellent organizing skills of the teachers the program went off without any major problems.</p> <p>The book fair is always a challenge in making sure the maximum benefit is achieved from the same and a sample of a challenge in particular to kalghatgi school and a possible solution has been outlined in the blog http://sikshana.blogspot.com/2010/12/what-is-in-name.html</p>

<p>Jan - Mar 2011</p>	<p><i>Inter-School Sports and Cultural competitions and final assessments in the month of march</i></p>	<p>Schools which were tracked under APF testing showed an average improvement of over 25% in the assessment conducted in March as compared to July.</p> <p>The results from the ASER testing are above 80% which is well above the national and state averages.</p>	<p>After observing the impact of the book fair on the children who were present at the event, each of the schools decided to hold a mini book fair in their own schools for all children. This really has made a significant attitude change of teachers and children towards library books.</p> <p>58 schools held a plastic recycling awareness drive in their respective villages and have devised a monthly program to keep the village clean.</p>	<p>The public knowledge of the low performance of the schools in the ASER and APF assessments and the possible negative repercussion from the department regarding the same, resulted in all the school teachers becoming skeptical about Sikshana's intention in conducting the assessments.</p> <p>After allaying their fears of the same and some promise of help from Sikshana, the attitude of the teachers since then has taken a U-Turn for the better and most schools were able to improve on the scores in a big way as indicated by the end of year results.</p>
-----------------------	---	---	--	---

Distribution of supplies and funds

Writing papers and Diaries distributed to all children in schools – All the children have received annual school diary and also are getting regular supply of writing sheets. This is part of the unlimited supply of writing paper to children to improve the quality and speed of writing. Under this program each schools is given 10 reams of paper initially and the children in class 5 through 7 are encouraged to practice writing 5 to 15 sheets of paper per week. Every week the children return the completed sheets and take back a fresh set of sheets. The schools get new set of papers as needed based on usage.

Induction of schools funds through School Development Monitoring Committee (SDMC) or via Headmaster (HM) Bank Accounts – The schools were setup to receive monthly funds for various expenditures as outlined in the proposal.

Per to Peer learning

In many schools the teachers have started peer group learning activity which was a focused effort for the mentors this year. When teachers are not there in the class, the students who are good in studies teach the students who are lagging behind. This activity has brought about a very positive result. Seeing the success of this activity the neighboring schools in Mutthagi and Mishrikoti have also adopted a similar practice.



"peer group learning" and students interaction with the teachers

Sikshana Quiz Competition and Delhi Trip

An intra Sikshana school quiz competition was held to select children to visit Delhi for a week. This year over 4000 children from across 320 Sikshana schools in Karnataka took part in the quiz and 200 children were selected for the trip. The quiz was conducted by Amruth Foundation of Bangalore. During the last week of October the selected children went to Delhi for a week. The purpose of the quiz is to motivate children to improve their general knowledge, develop newspaper reading habit and to develop a competitive spirit among the children. The trip itself serves the primary purpose as an educational tour for the students and more importantly over 90% of these children have never been on a train and it has a huge positive impact on them and on the community surrounding the school.

For example communities rally around the boy/girl who got selected for the trip from their village and honor them. After such events we have observed increased interest shown by the community in the school affairs and even donating money for school activities.



Case Studies

Open Library:

This program is turning out to be a very good activity at school level.



In Honniganahalli School library program was organized at school level. In this program nearly 1300 books were displayed. The students of 3rd to 7th std were participated and utilized the opportunity of choosing the book of their choice.

Objective of the Program:

- To use the School resource which were not used last from 3 years
- To make understand children and teachers the available of different type of books.



Open Library at Honniganahalli School

Outcome:

Students of 7th std has listed nearly 90 to 100 books of their interest and asked the teachers to arrange for a separate library. After the program the teachers themselves came forward and agreed to have separate library for their school and they next day itself the work was done. The teachers felt happy and surprised that they know the different type of books available in their school.

Environment Day celebrations: Plastic Prohibition Program

On 2nd April Yadamarnahalli School organized Plastic Prohibition program. In this program Members of SDMC, School teachers and students were actively participated. The program started at morning, the students came up with the slogans and they went jatha with those slogans. They cleaned the whole streets of their village and made the streets plastic free. The HM and Assistant teachers also took leadership in the program. After the jatha HM gave a session about the negative effects of plastic on our environment.

Stake holders Initiative

Students Initiative:

In GHPS Aregadakalu School 2 students Sunil and Srinvasa studying in 7th std took the initiative to help the school to increase attendance. These students came up with the plan of home visits. These students visited each and every student's house and asked the parents to send them school regularly and monitor them to do home works. They did this for over four months and in addition they also organized group studies for the students in the evening after 4.30 (after school hours). If any student misses school they visited the house that evening to enquire.



Sunil interacting with a student's parent

Result of their efforts the school managed near 100% attendance and in this school every child from class 3 to 7 had acquired the basic language and arithmetic skill as defined by the ASER.

School Initiative:

The Hatakinala school head master is very active person by nature and has keen interest in gardening. At the start of the service a few years ago in this village he created a nice school garden with the help of the students and the community. Gradually over the years due to the non-appreciation of his work and also other issues he lost interest and the neglected garden became a sore spot in the school. Within a few months of Sikshana coming to his school, he utilized the financial help provided by Sikshana and started renewing his garden. A few months down the line the garden is back to its glory self. A few pictures from the school garden is shown below.



This is an example where Sikshana was able to reignite a passion in a teacher with his school garden, within the limitations of the departmental rules and regulations.

SDMC Initiative:

The attendance ratio in Konasandra school was very less. Majority of the families who live in that area are daily wage earners and migrating families. SDMC (school development and management committee) members thought of taking some measures to work on this problem. Then they come up with home visit plan.











SDMC member and teacher visiting parents

They started visiting the students houses and convinced the parents to send their kids to school. This home visit brought a huge succes. Gradually absentisum reduced in that school.

About Us

Financial data

SIVA SRI CHARITABLE TRUST							
Regd. Office: B 1103, 'Brigade Residency', Uttarahalli Road, Bangalore-560 061							
PAN: AADTS1642M Regd. No. Trust/718/10A/Vol.8-II/S.691/96/CIT-II dated 19.12.1996							
FCRA No. 094421186 DATED 9.9.2005							
RECEIPTS & PAYMENTS ACCOUNT FOR THE YEAR ENDED 31ST MARCH 2011							
Previous Year	RECEIPTS	31.3.2011		Previous Year	PAYMENTS	31.3.2011	
		Rs	Rs			Rs	Rs
	To Opening Balances:				By Closing Balances:		
	Cash in Hand:				Cash in Hand		
	General A/c		3,226		General A/c	14,368	
9,074	FCRA A/c		668	3,226	FCRA A/c	317	
				668			14,685
			3,894	3,894			
	Cash at Bank:				Cash at Bank:		
1,050,077	Axis Bank -- General A/c	1,215,515		1,215,515	Axis Bank -- General A/c	1,562,874	
6,534	SBM -- General A/c	6,764		6,764	SBM -- General A/c	7,003	
1,056,611		1,222,279		1,222,279		1,569,877	
578,482	Axis Bank -- FCRA A/c	77,000		77,000	Axis Bank -- FCRA A/c	139,920	
578,482		77,000		77,000		139,920	
1,635,093			1,299,279	1,299,279			1,709,797
	* GENERAL ACCOUNT:				* FIXED DEPOSIT WITH BANK -- GENERAL A/c		1,400,000
421,686	Fixed Deposit with Bank (matured)	-					
11,338	Interest on FD with Bank (Net of TDS)	-					
11,338	Less: Re-investment in FD	-					
421,686					* GENERAL ACCOUNT:		
				120,387	Administration Expenses	457,601	
39,828	Interest on SB a/c with Axis Bank	129,941		72,100	School Building Repairs & Improvement	-	
230	Interest on SB a/c with SBM	239		836,550	Scholarship to Students	618,435	
40,058			130,180	216,902	Educational Materials	-	
				878,375	School Program & Evaluation Expenses	4,220,048	
10,208,020	Donations Received	13,601,696		5,643	Computer & Peripheral Maintenance	-	
12	Awards & Other Income	25,628		7,061,061	Computer for schools	-	
10,208,032			13,627,324	335,803	Training, Education Tour & Other Exp.	151,384	
				146,829	Shikshana Project	76,650	
	Collected IT(TDS) Payable		17,210	-	DELL IT Project	1,477,579	
				-	Library Project	3,805,728	
	* FOREIGN CONTRIBUTIONS RECEIVED:			-	Special Project	28,900	
	ADC Grant	1,437,652		819,329	Mentoring Project	957,337	
932,161	ASHA Seattle, U.S.A.	1,417,194		-	Website Development Charges	199,302	
908,935	CAF	1,508,141		10,492,979		11,993,764	
325,000	Association for India's Development, U.S.A.	-		14,750	Purchase of Audio Systems	17,210	
	Deshpande Foundation	810,811		2,103	Payment of IT (TDS)	-	
	Global Giving	44,529		-	Payment of IT (TDS) of FCRA	5,000	
	Indus Valley of Fox	6,486		10,509,832		12,015,974	
	Monasto Fund	1,396,458					
2,957,746	Qualcomm	2,308,679			* FCRA ACCOUNT:		
2,728,206	VIBHA	5,163,686		227,100	Scholarship to Students	116,400	
	V Sign	75,449		2,460,185	School Program & Evaluation Expenses	10,404,595	
185,889	Individual Donors	6,312		662,276	Training, Education Tour & Other Exp.	45,000	
8,037,937			14,175,397	2,190,055	Mentoring Project	2,833,850	
				25,020	School Building Repairs & Improvement	-	
61,427	Interest on SB a/c with AXIS Bank		80,960	2,391,452	Educational Expenses-Membership Fee, etc.	-	
				570,353	Computer Etc. -- Media Centre	-	
2,103	Recovery of IT (TDS)		-	65,853	Administration Expenses	509,136	
				-	FUEL Project	226,000	
				-	ADOBE IT Project	56,720	
				-	DELL IT Project	6,880	
				111	Bank Charges	197	
	Collected IT(TDS) Payable		79,401	8,592,405		14,198,788	
				-	* Payment of IT (TDS)	74,401	
				10,000	* Rental Deposit	-	
				8,602,405			14,273,189
20,415,410	TOTAL		29,413,645	20,415,410	TOTAL		29,413,645
As per Report of even date				The above are true to the best of our knowledge and belief.			
							
							
							
Place: Bangalore				SIVA SRI CHARITABLE TRUST			
Date: 16/09/2011							

SIVA SRI CHARITABLE TRUST							
Regd. Office: B 1103, 'Brigade Residency', Uttarahalli Road, Bangalore 560 061							
PAN: AADTS1642M Regd. No. Trust/718/10A/Vol-B-II/S.691/96/CIT-II dated 19.12.1996							
FCRA No. 09442/1186 DATED 9.9.2005							
INCOME & EXPENDITURE ACCOUNT FOR THE YEAR ENDED 31ST MARCH 2011							
Previous Year	EXPENDITURE	31.3.2011		Previous Year	INCOME	31.3.2011	
		Rs	Rs			Rs	Rs
	To EXPENSES				By INCOMES		
				11,338	* Interest on FD with Bank (Net of TDS)	-	
10,492,979	* GENERAL ACCOUNT		11,993,764	3,289	* Interest Accrued on Fixed Deposit I	3,735	
				-	* Interest Accrued on Fixed Deposit II	1,088	
8,592,409	* FCRA ACCOUNT		14,198,788	1,464	* TDS(Form 16A)	-	
				40,058	* Interest on SB A/c -- Axis Bank & SBM	130,180	135,003
				56,149			
				10,208,020	* Donations Received		13,601,696
5,024	* DEPRECIATION ON FIXED ASSETS		3,356	12	* Awards & Other Income		25,628
(237,111)	* Excess of Income Over Expenditure		1,765,207		Foreign Contributions		
				650,610	Unutilized funds brought Forward from Last year	162,964	
				8,034,648	* Add: Received during the year	14,175,397	
				2,103	* Recovery of IT (TDS)	-	
				61,427	Interest on SB a/c with AXIS Bank	80,960	
				3,296	Interest on FD with AXIS Bank	3,838	
				8,752,084		14,423,159	
				162,964	Less: Unutilised funds carried forward to Next year	224,371	14,198,788
				8,589,120			
18,853,301	TOTAL		27,961,115	18,853,301	TOTAL		27,961,115
BALANCE SHEET AS ON 31ST MARCH 2011							
Previous Year	LIABILITIES	31.3.2011		Previous Year	ASSETS	31.3.2011	
		Rs	Rs			Rs	Rs
	CAPITAL FUND:			5,238	FIXED ASSETS:		
1,570,301	Opening Balance	1,333,190		3,143	PDA Computer Phone	2,095	
(237,111)	Add: Excess of Income over Expenditure	1,765,207		2,095	Less: Depreciation @ 60%	1,257	838
1,333,190			3,098,397				
				8,123	FILING CARINFT	7,717	
				406	Less: Depreciation @ 10%	772	6,945
162,964	FCRA ACCOUNT:			7,717			
	Unutilised Funds C/F		224,371	14,750	AUDIO SYSTEM purchased in the year	13,275	
	(Refer FCRA Balance Sheet)			1,475	Less: Depreciation @ 10%	1,328	11,948
				13,275			
				3,226	CASH IN HAND:		
				668	General A/c	14,368	
				3,894	FCRA A/c	317	14,685
				1,215,515	CASH AT BANK		
				6,764	Axis Bank -- General A/c	1,562,874	
				1,222,279	SBM -- General A/c	7,003	
						1,569,877	
				77,000	Axis Bank -- FCRA A/c	139,920	
				77,000		139,920	1,709,797
					FIXED DEPOSIT WITH BANK -- GENERAL A/c		
				70,000	Fixed Deposit I	73,289	
				3,289	Add: Interest Accrued for the year	3,735	
				73,289			77,024
				-	Fixed Deposit II	1,400,000	
				-	Add: Interest Accrued for the year	1,088	1,401,088
				-			
				72,000	FIXED DEPOSIT WITH BANK -- FCRA A/c	75,296	
				3,296	Add: Interest Accrued for the year	3,838	79,134
				75,296			
				9,000	AKSHAYA FOUNDATION DEPOSIT		9,000
				10,000	RENTAL DEPOSIT -- FCRA A/c		10,000
				845	INCOME-TAX DEDUCTED AT SOURCE -- ICICT		845
				1,464	INCOME-TAX DEDUCTED AT SOURCE -- AXIS		1,464
1,496,154	TOTAL		3,322,768	1,496,154	TOTAL		3,322,768
As per Report of even date				The above are true to the best of our knowledge and belief.			
 R. RAGHAVENDRAN, B.Sc., F.C.A., DICM (MCA), Chartered Accountant Membership No. 22686 (1983)				 Chairman  Chief Mentor  Chief Executive Officer			
						Place: Bangalore	
						Date: 16/09/2011	
				SIVA SRI CHARITABLE TRUST			

The Numbers in simple terms

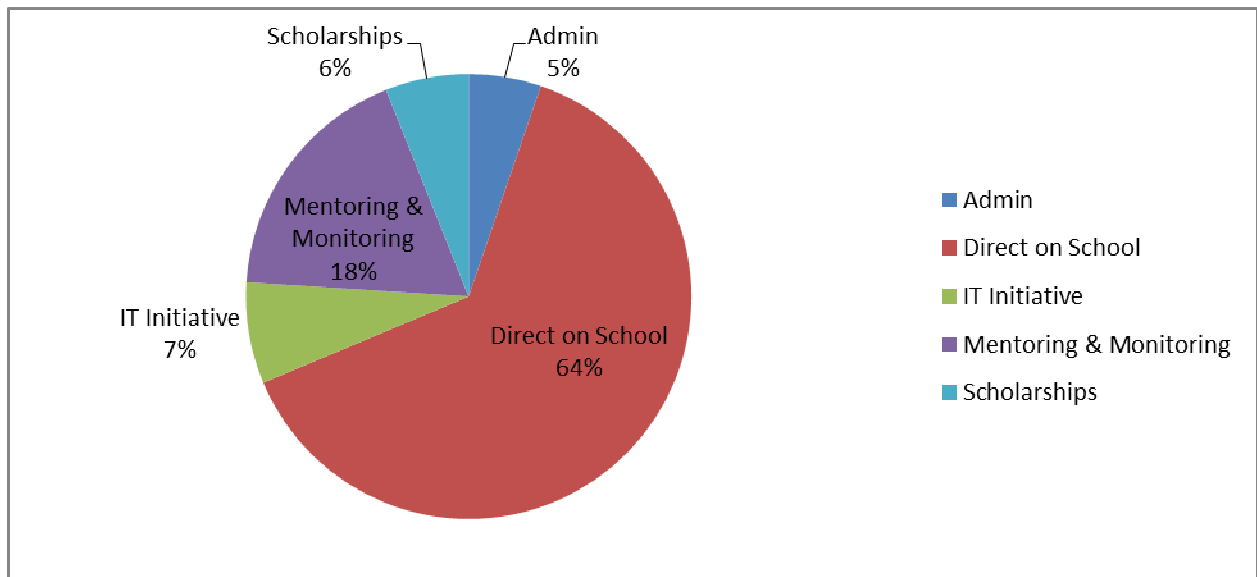
Expense Category	Amount	Percent
Admin	1152692.00	4%
Direct on School	13925529.00	53%
IT Initiative	1615679.00	6%
Mentoring & Monitoring	3937632.00	15%
Scholarships	1327935.00	5%
Special Projects	4240128.00	16%
Total	26199595.00	100%

The cost per child for the Sikshana program is calculated as the Total Expense divided by number of children. Special projects, IT Initiative which are non-sikshana program expenses are not considered under the total expense. As such the 2010-11 cost per child is as below.

Total amount spent for the year 2010-11 = Rs. 2,03,43,788.00

Total number of children covered by Sikshana program = 50,000

Cost per child = Rs. 406



Sikshana Financial Transparency Standard

Sikshana goes beyond the normal financial statements and has come up with what is called the Donor Matrix. Here all the Donors are listed with their total contribution to the project and for each one of them a detailed itemized expense list is provided.

Category	Sub Category	TotalExpenses	ADC	ADC-SP	Qcom
Admin	Audit	80,348.00			
Admin	Backoffice	545,166.00	48,000		124,680
Admin	Communication	33,900.00			
Admin	Resource Center	207,776.00			
Admin	Salaries	250,000.00			
Admin	Stationary & Printing	35,502.00			
Adobe IT Project	Hardware	56,720.00			
Dell IT Project	Hardware	1,468,579.00			
Dell IT Project	Salaries	83,500.00			
Dell IT Project	Software	6,880.00			
Highschool	Library	9,016.00			9,016
Highschool	Mentoring	93,500.00			93,500
Highschool	Papers	234,675.00			234,675
Highschool	School Funds	462,497.00			462,497
Highschool	Training / Events	678,137.00			678,137
Highschool	Workbooks	173,974.00			173,974
Library Project	Books	1,534,237.00			
Library Project	Hardware	2,271,491.00			
Mentoring	Salaries	2,337,042.00	120,793		133,902
Mentoring	Training / Events	83,529.00			
Mentoring	Transport	1,400,190.00			182,587
Outreach	Gujarat	23,371.00			
Outreach	Madanapalli	120,000.00			
School Expenses	Assessments	428,263.00	6,916		1,260
School Expenses	Delhi Trip	686,943.00	37,458		20,810
School Expenses	Diaries	514,055.00	28,026		15,570
School Expenses	Library	1,084,320.00	59,130		32,850
School Expenses	Papers	3,543,871.00		548,294	10,120
School Expenses	Para Teachers	534,300.00			
School Expenses	Scholarship	1,327,935.00			
School Expenses	School Fund	4,507,551.00	562,971		110,621
School Expenses	Teacher Center	235,229.00	12,816		17,120
School Expenses	Training / Events	469,591.00			
School Expenses	Vacation Camp	243,107.00	13,248		7,360
Special Project	FUEL	226,000.00			
Special Project	Outreach	208,400.00			
	Total	26,199,595.00	889,358	548,294	2,308,679
	Amount Approved		900,000	550,000	2,400,000
	Amonut Received		889,358	548,294	2,308,679
	Amount Due		0	0	0
	Balance		0	0	0
Admin			5.4%	0.0%	5.4%
Mentoring			13.6%	0.0%	13.7%
School Expenses			81.0%	100.0%	80.9%

Category	Sub Category	TotalExpenses	DF	YEF	Asha
Admin	Audit	80,348.00		10,668	6,076
Admin	Backoffice	545,166.00	77,458	9,288	8,966
Admin	Communication	33,900.00	7,529	1,695	965
Admin	Resource Center	207,776.00		22,466	11,187
Admin	Salaries	250,000.00		35,392	18,158
Admin	Stationary & Printing	35,502.00	5,467	4,254	2,423
Adobe IT Project	Hardware	56,720.00			
Dell IT Project	Hardware	1,468,579.00			
Dell IT Project	Salaries	83,500.00			
Dell IT Project	Software	6,880.00			
Highschool	Library	9,016.00			
Highschool	Mentoring	93,500.00			
Highschool	Papers	234,675.00			
Highschool	School Funds	462,497.00			
Highschool	Training / Events	678,137.00			
Highschool	Workbooks	173,974.00			
Library Project	Books	1,534,237.00			
Library Project	Hardware	2,271,491.00			
Mentoring	Salaries	2,337,042.00	238,000	93,389	158,422
Mentoring	Training / Events	83,529.00	3,587	9,873	6,507
Mentoring	Transport	1,400,190.00	37,337	220,717	44,984
Outreach	Gujarat	23,371.00			
Outreach	Madanapalli	120,000.00			
School Expenses	Assessments	428,263.00	8,536	87,011	9,127
School Expenses	Delhi Trip	686,943.00	58,268	105,265	51,677
School Expenses	Diaries	514,055.00	43,596	54,335	63,240
School Expenses	Library	1,084,320.00	91,980	131,400	41,620
School Expenses	Papers	3,543,871.00	165,009	280,314	238,386
School Expenses	Para Teachers	534,300.00		55,500	
School Expenses	Scholarship	1,327,935.00			
School Expenses	School Fund	4,507,551.00	313,597	615,697	246,691
School Expenses	Teacher Center	235,229.00	19,936	28,480	17,449
School Expenses	Training / Events	469,591.00	71,360	45,647	34,821
School Expenses	Vacation Camp	243,107.00	20,608	33,955	14,720
Special Project	FUEL	226,000.00			
Special Project	Outreach	208,400.00			
	Total	26,199,595.00	1,162,268	1,845,346	975,419
	Amount Approved		1,162,268	2,000,000	975,419
	Amonut Received		584,443	1,845,346	975,419
	Amount Due		577,825	0	0
	Balance		0	0	0
Admin			7.8%	4.5%	4.9%
Mentoring			24.0%	17.6%	21.5%
School Expenses			68.2%	77.9%	73.6%

Category	Sub Category	TotalExpenses	Vibha 1	Vibha 3	VibhaOutreach
Admin	Audit	80,348.00	4,557	15,190	
Admin	Backoffice	545,166.00	8,525	27,416	
Admin	Communication	33,900.00	724	2,413	
Admin	Resource Center	207,776.00	9,140	30,467	
Admin	Salaries	250,000.00	15,118	40,394	
Admin	Stationary & Printing	35,502.00	1,817	6,056	
Adobe IT Project	Hardware	56,720.00			
Dell IT Project	Hardware	1,468,579.00			
Dell IT Project	Salaries	83,500.00			
Dell IT Project	Software	6,880.00			
Highschool	Library	9,016.00			
Highschool	Mentoring	93,500.00			
Highschool	Papers	234,675.00			
Highschool	School Funds	462,497.00			
Highschool	Training / Events	678,137.00			
Highschool	Workbooks	173,974.00			
Library Project	Books	1,534,237.00			
Library Project	Hardware	2,271,491.00			
Mentoring	Salaries	2,337,042.00	118,816	306,054	
Mentoring	Training / Events	83,529.00	4,880	16,268	
Mentoring	Transport	1,400,190.00	58,738	247,463	
Outreach	Gujarat	23,371.00			
Outreach	Madanapalli	120,000.00			
School Expenses	Assessments	428,263.00	6,845	27,830	
School Expenses	Delhi Trip	686,943.00	31,215	72,835	
School Expenses	Diaries	514,055.00	23,355	54,495	
School Expenses	Library	1,084,320.00	49,275	114,975	
School Expenses	Papers	3,543,871.00	173,321	608,366	
School Expenses	Para Teachers	534,300.00			
School Expenses	Scholarship	1,327,935.00			
School Expenses	School Fund	4,507,551.00	195,838	762,044	
School Expenses	Teacher Center	235,229.00	10,680	34,920	
School Expenses	Training / Events	469,591.00	26,116	87,054	
School Expenses	Vacation Camp	243,107.00	11,040	45,760	
Special Project	FUEL	226,000.00			
Special Project	Outreach	208,400.00			104,200
	Total	26,199,595.00	750,000	2,500,000	104,200
	Amount Approved		750,000	2,500,000	104,200
	Amonut Received		750,000	2,500,000	68,340
	Amount Due		0	0	35,860
	Balance		0	0	0
Admin			5.3%	4.9%	
Mentoring			24.3%	22.8%	
School Expenses			70.4%	72.3%	

Category	Sub Category	TotalExpenses	Dell	iGate	Monsanto
Admin	Audit	80,348.00	21,404	5,993	9,147
Admin	Backoffice	545,166.00	69,932	10,489	23,507
Admin	Communication	33,900.00	2,606	952	1,453
Admin	Resource Center	207,776.00	65,300	11,187	9,900
Admin	Salaries	250,000.00	67,788	19,884	15,345
Admin	Stationary & Printing	35,502.00	6,110	2,390	3,648
Adobe IT Project	Hardware	56,720.00			
Dell IT Project	Hardware	1,468,579.00	1,468,579		
Dell IT Project	Salaries	83,500.00	83,500		
Dell IT Project	Software	6,880.00	6,880		
Highschool	Library	9,016.00			
Highschool	Mentoring	93,500.00			
Highschool	Papers	234,675.00			
Highschool	School Funds	462,497.00			
Highschool	Training / Events	678,137.00			
Highschool	Workbooks	173,974.00			
Library Project	Books	1,534,237.00			
Library Project	Hardware	2,271,491.00			
Mentoring	Salaries	2,337,042.00	304,963	156,271	237,648
Mentoring	Training / Events	83,529.00	17,569	6,419	9,796
Mentoring	Transport	1,400,190.00	232,942	74,276	67,719
Outreach	Gujarat	23,371.00			
Outreach	Madanapalli	120,000.00			
School Expenses	Assessments	428,263.00	55,828	23,240	120,156
School Expenses	Delhi Trip	686,943.00	139,519	41,620	79,078
School Expenses	Diaries	514,055.00	63,065	31,140	59,166
School Expenses	Library	1,084,320.00	152,284	69,410	124,830
School Expenses	Papers	3,543,871.00	566,708	238,478	256,538
School Expenses	Para Teachers	534,300.00			
School Expenses	Scholarship	1,327,935.00			
School Expenses	School Fund	4,507,551.00	616,231	244,942	273,877
School Expenses	Teacher Center	235,229.00	32,596	14,240	27,056
School Expenses	Training / Events	469,591.00	50,603	34,349	51,141
School Expenses	Vacation Camp	243,107.00	33,120	14,720	27,968
Special Project	FUEL	226,000.00			
Special Project	Outreach	208,400.00			
	Total	26,199,595.00	4,057,527	1,000,000	1,397,973
	Amount Approved		4,057,527	1,000,000	1,397,973
	Amount Received		4,057,527	660,000	1,396,458
	Amount Due		0	340,000	1,515
	Balance		0	0	0
Admin			5.7%	5.1%	4.5%
Mentoring			13.7%	23.7%	22.5%
School Expenses			80.6%	71.2%	72.9%

Category	Sub Category	TotalExpenses	Mindtree	Verisign	Collabera
Admin	Audit	80,348.00	3,038	1,637	1,964
Admin	Backoffice	545,166.00	7,016	3,471	5,114
Admin	Communication	33,900.00	483	260	312
Admin	Resource Center	207,776.00	4,560	3,250	3,250
Admin	Salaries	250,000.00	10,080	4,180	3,517
Admin	Stationary & Printing	35,502.00	1,211	653	783
Adobe IT Project	Hardware	56,720.00			
Dell IT Project	Hardware	1,468,579.00			
Dell IT Project	Salaries	83,500.00			
Dell IT Project	Software	6,880.00			
Highschool	Library	9,016.00			
Highschool	Mentoring	93,500.00			
Highschool	Papers	234,675.00			
Highschool	School Funds	462,497.00			
Highschool	Training / Events	678,137.00			
Highschool	Workbooks	173,974.00			
Library Project	Books	1,534,237.00			
Library Project	Hardware	2,271,491.00			
Mentoring	Salaries	2,337,042.00	79,211	42,678	24,295
Mentoring	Training / Events	83,529.00	3,254	1,720	2,104
Mentoring	Transport	1,400,190.00	32,492	50,273	28,542
Outreach	Gujarat	23,371.00			
Outreach	Madanapalli	120,000.00			
School Expenses	Assessments	428,263.00	7,116	5,810	8,972
School Expenses	Delhi Trip	686,943.00	20,810	10,405	12,486
School Expenses	Diaries	514,055.00	15,570	7,785	9,342
School Expenses	Library	1,084,320.00	32,850	76,425	24,210
School Expenses	Papers	3,543,871.00	125,673	22,936	58,044
School Expenses	Para Teachers	534,300.00			
School Expenses	Scholarship	1,327,935.00			
School Expenses	School Fund	4,507,551.00	125,170	156,473	97,395
School Expenses	Teacher Center	235,229.00	7,120	3,560	4,272
School Expenses	Training / Events	469,591.00	16,986	9,152	10,982
School Expenses	Vacation Camp	243,107.00	7,360	3,680	4,416
Special Project	FUEL	226,000.00			
Special Project	Outreach	208,400.00			
	Total	26,199,595.00	500,000	404,348	300,000
	Amount Approved		500,000	404,348	300,000
	Amount Received		500,000	404,348	300,000
	Amount Due		0	0	0
	Balance		0	0	0
Admin			5.3%	3.3%	5.0%
Mentoring			23.0%	23.4%	18.3%
School Expenses			71.7%	73.3%	76.7%

Category	Sub Category	TotalExpenses	CAF - Anekal	Broadcom	BEL
Admin	Audit	80,348.00		674	
Admin	Backoffice	545,166.00	30,938	5,286	
Admin	Communication	33,900.00		14,508	
Admin	Resource Center	207,776.00		3,688	
Admin	Salaries	250,000.00		5,260	
Admin	Stationary & Printing	35,502.00		690	
Adobe IT Project	Hardware	56,720.00	56,720		
Dell IT Project	Hardware	1,468,579.00			
Dell IT Project	Salaries	83,500.00			
Dell IT Project	Software	6,880.00			
Highschool	Library	9,016.00			
Highschool	Mentoring	93,500.00			
Highschool	Papers	234,675.00			
Highschool	School Funds	462,497.00			
Highschool	Training / Events	678,137.00			
Highschool	Workbooks	173,974.00			
Library Project	Books	1,534,237.00			1,534,237
Library Project	Hardware	2,271,491.00			2,271,491
Mentoring	Salaries	2,337,042.00	237,000	85,600	
Mentoring	Training / Events	83,529.00		1,552	
Mentoring	Transport	1,400,190.00	113,855	8,265	
Outreach	Gujarat	23,371.00			
Outreach	Madanapalli	120,000.00			
School Expenses	Assessments	428,263.00	50,500	9,116	
School Expenses	Delhi Trip	686,943.00		5,497	
School Expenses	Diaries	514,055.00	34,471	10,899	
School Expenses	Library	1,084,320.00	60,086	22,995	
School Expenses	Papers	3,543,871.00	63,000	23,030	
School Expenses	Para Teachers	534,300.00	163,000	210,800	
School Expenses	Scholarship	1,327,935.00			
School Expenses	School Fund	4,507,551.00	140,000	46,004	
School Expenses	Teacher Center	235,229.00		4,984	
School Expenses	Training / Events	469,591.00	31,380		
School Expenses	Vacation Camp	243,107.00		5,152	
Special Project	FUEL	226,000.00			
Special Project	Outreach	208,400.00			
	Total	26,199,595.00	980,950	464,000	3,805,728
	Amount Approved		980,950	464,000	3,805,728
	Amonut Received		1,000,000	240,000	3,805,728
	Amount Due		-19,050	224,000	0
	Balance		0	0	0
Admin			3.2%	6.5%	0.0%
Mentoring			35.8%	20.6%	0.0%
School Expenses			55.3%	72.9%	0.0%

Category	Sub Category	TotalExpenses	FUEL	AW	PrevYrAlloc
Admin	Audit	80,348.00			
Admin	Backoffice	545,166.00			
Admin	Communication	33,900.00			
Admin	Resource Center	207,776.00			
Admin	Salaries	250,000.00			
Admin	Stationary & Printing	35,502.00			
Adobe IT Project	Hardware	56,720.00			
Dell IT Project	Hardware	1,468,579.00			
Dell IT Project	Salaries	83,500.00			
Dell IT Project	Software	6,880.00			
Highschool	Library	9,016.00			
Highschool	Mentoring	93,500.00			
Highschool	Papers	234,675.00			
Highschool	School Funds	462,497.00			
Highschool	Training / Events	678,137.00			
Highschool	Workbooks	173,974.00			
Library Project	Books	1,534,237.00			
Library Project	Hardware	2,271,491.00			
Mentoring	Salaries	2,337,042.00			
Mentoring	Training / Events	83,529.00			
Mentoring	Transport	1,400,190.00			
Outreach	Gujarat	23,371.00			
Outreach	Madanapalli	120,000.00			
School Expenses	Assessments	428,263.00			
School Expenses	Delhi Trip	686,943.00			
School Expenses	Diaries	514,055.00			
School Expenses	Library	1,084,320.00			
School Expenses	Papers	3,543,871.00			
School Expenses	Para Teachers	534,300.00			
School Expenses	Scholarship	1,327,935.00		180,000	545,400
School Expenses	School Fund	4,507,551.00			
School Expenses	Teacher Center	235,229.00			
School Expenses	Training / Events	469,591.00			
School Expenses	Vacation Camp	243,107.00			
Special Project	FUEL	226,000.00	226,000		
Special Project	Outreach	208,400.00			
	Total	26,199,595.00	226,000	180,000	545,400
	Amount Approved		226,000	180,000	545,400
	Amonut Received		226,000	180,000	545,400
	Amount Due		0	0	0
	Balance		0	0	0
Admin			0.0%	0.0%	0.0%
Mentoring			0.0%	0.0%	0.0%
School Expenses			0.0%	100.0%	100.0%

Category	Sub Category	TotalExpenses	GE	CAF-Adobe	CAF-E & Y
Admin	Audit	80,348.00			
Admin	Backoffice	545,166.00			
Admin	Communication	33,900.00			
Admin	Resource Center	207,776.00			
Admin	Salaries	250,000.00			
Admin	Stationary & Printing	35,502.00			
Adobe IT Project	Hardware	56,720.00			
Dell IT Project	Hardware	1,468,579.00			
Dell IT Project	Salaries	83,500.00			
Dell IT Project	Software	6,880.00			
Highschool	Library	9,016.00			
Highschool	Mentoring	93,500.00			
Highschool	Papers	234,675.00			
Highschool	School Funds	462,497.00			
Highschool	Training / Events	678,137.00			
Highschool	Workbooks	173,974.00			
Library Project	Books	1,534,237.00			
Library Project	Hardware	2,271,491.00			
Mentoring	Salaries	2,337,042.00			
Mentoring	Training / Events	83,529.00			
Mentoring	Transport	1,400,190.00			
Outreach	Gujarat	23,371.00			
Outreach	Madanapalli	120,000.00			
School Expenses	Assessments	428,263.00			
School Expenses	Delhi Trip	686,943.00			
School Expenses	Diaries	514,055.00			
School Expenses	Library	1,084,320.00			
School Expenses	Papers	3,543,871.00		6,800	66,063
School Expenses	Para Teachers	534,300.00	105,000		
School Expenses	Scholarship	1,327,935.00			
School Expenses	School Fund	4,507,551.00			
School Expenses	Teacher Center	235,229.00			
School Expenses	Training / Events	469,591.00			
School Expenses	Vacation Camp	243,107.00			
Special Project	FUEL	226,000.00			
Special Project	Outreach	208,400.00			
	Total	26,199,595.00	105,000	6,800	66,063
	Amount Approved		105,000	6,800	66,063
	Amonut Received		0	6,800	66,063
	Amount Due		105,000	0	0
	Balance		0	0	0
Admin			0.0%	0.0%	0.0%
Mentoring			0.0%	0.0%	0.0%
School Expenses			100.0%	100.0%	100.0%

Category	Sub Category	TotalExpenses	CAF-Microsoft	CAF-Amex	CAF-GAYE
Admin	Audit	80,348.00			
Admin	Backoffice	545,166.00			
Admin	Communication	33,900.00			
Admin	Resource Center	207,776.00			
Admin	Salaries	250,000.00			
Admin	Stationary & Printing	35,502.00			
Adobe IT Project	Hardware	56,720.00			
Dell IT Project	Hardware	1,468,579.00			
Dell IT Project	Salaries	83,500.00			
Dell IT Project	Software	6,880.00			
Highschool	Library	9,016.00			
Highschool	Mentoring	93,500.00			
Highschool	Papers	234,675.00			
Highschool	School Funds	462,497.00			
Highschool	Training / Events	678,137.00			
Highschool	Workbooks	173,974.00			
Library Project	Books	1,534,237.00			
Library Project	Hardware	2,271,491.00			
Mentoring	Salaries	2,337,042.00			
Mentoring	Training / Events	83,529.00			
Mentoring	Transport	1,400,190.00			
Outreach	Gujarat	23,371.00			
Outreach	Madanapalli	120,000.00			
School Expenses	Assessments	428,263.00			
School Expenses	Delhi Trip	686,943.00			
School Expenses	Diaries	514,055.00			
School Expenses	Library	1,084,320.00			
School Expenses	Papers	3,543,871.00	36,110	3,650	53,031
School Expenses	Para Teachers	534,300.00			
School Expenses	Scholarship	1,327,935.00	24,697		
School Expenses	School Fund	4,507,551.00			
School Expenses	Teacher Center	235,229.00			
School Expenses	Training / Events	469,591.00			
School Expenses	Vacation Camp	243,107.00			
Special Project	FUEL	226,000.00			
Special Project	Outreach	208,400.00			
	Total	26,199,595.00	60,807	3,650	53,031
	Amount Approved		60,807	3,650	53,031
	Amonut Received		60,807	3,650	53,031
	Amount Due		0	0	0
	Balance		0	0	0
Admin			0.0%	0.0%	0.0%
Mentoring			0.0%	0.0%	0.0%
School Expenses			100.0%	100.0%	100.0%

Category	Sub Category	TotalExpenses	TrustContrib	TotalOfDonors
Admin	Audit	80,348.00		80,348
Admin	Backoffice	545,166.00	85,080	545,166
Admin	Communication	33,900.00		33,900
Admin	Resource Center	207,776.00	33,381	207,776
Admin	Salaries	250,000.00	14,884	250,000
Admin	Stationary & Printing	35,502.00		35,502
Adobe IT Project	Hardware	56,720.00		56,720
Dell IT Project	Hardware	1,468,579.00		1,468,579
Dell IT Project	Salaries	83,500.00		83,500
Dell IT Project	Software	6,880.00		6,880
Highschool	Library	9,016.00		9,016
Highschool	Mentoring	93,500.00		93,500
Highschool	Papers	234,675.00		234,675
Highschool	School Funds	462,497.00		462,497
Highschool	Training / Events	678,137.00		678,137
Highschool	Workbooks	173,974.00		173,974
Library Project	Books	1,534,237.00		1,534,237
Library Project	Hardware	2,271,491.00		2,271,491
Mentoring	Salaries	2,337,042.00		2,337,042
Mentoring	Training / Events	83,529.00		83,529
Mentoring	Transport	1,400,190.00		1,400,190
Outreach	Gujarat	23,371.00	23,371	23,371
Outreach	Madanapalli	120,000.00	120,000	120,000
School Expenses	Assessments	428,263.00		428,263
School Expenses	Delhi Trip	686,943.00		686,943
School Expenses	Diaries	514,055.00		514,055
School Expenses	Library	1,084,320.00		1,084,320
School Expenses	Papers	3,543,871.00		3,543,871
School Expenses	Para Teachers	534,300.00		534,300
School Expenses	Scholarship	1,327,935.00	577,838	1,327,935
School Expenses	School Fund	4,507,551.00		4,507,551
School Expenses	Teacher Center	235,229.00		235,229
School Expenses	Training / Events	469,591.00		469,591
School Expenses	Vacation Camp	243,107.00		243,107
Special Project	FUEL	226,000.00		226,000
Special Project	Outreach	208,400.00	104,200	208,400
				0
	Total	26,199,595.00	958,754	26,199,595
	Amount Approved			
	Amonut Received			
	Amount Due		0	
	Balance		958,754	
Admin			13.9%	4.4%
Mentoring			0.0%	14.6%
School Expenses			60.3%	51.8%

Vision, mission, values

To evolve a sustainable and replicable model for an effective and decentralized public school system

To achieve this vision, we will:

- Work in collaboration with the Central and State Governments and from within the system.
- Share our model, expertise and experience with anyone in a similar space, with similar goals.
- Create and adopt methods, systems and techniques that improve learning levels in the public education system—and put these into practice with quantitative targets and time schedules.

Grantors, partners, collaborators

Donor Organisations



Corporations / Foundations



Donor Agencies



Families / Individuals

We are very appreciative of the invaluable involvement of many individuals and families. Their support has made a difference in many areas, especially in our scholarship programme. We offer our gratitude to each and everyone.

Board of Directors

E.S. Ramamurthy is the founder member of the Foundation. He has had a long and distinguished career in industry, culminating in his position as the CEO of a large organisation. Subsequently, Ramamurthy functioned as a Senior Adviser to the Govt. of India for a period, before taking a decision to become engaged exclusively, and on a full-time basis, with socially productive causes.

Meenakshi, the driving force behind Ramamurthy, always believed that giving was more important than receiving. Her viewpoint has only grown stronger, and more concrete, with time. It is worth noting that the foundation was started with her funds—at a time when she could least afford it.

Srivatsa Krishnaswami—an M.Tech from IIT, Chennai—is a senior software professional with a major multinational firm in Bangalore. With a passion for the cause of developing an excellent public education system, he is a strong motivating force behind the Trust and all its programmes.

Indira Sharma, a Post-graduate in Business Administration from the University of Mysore, received State- and University-level awards for her excellent academic performance. She is presently a Vice-President in a large, reputed company, responsible for marketing its products in a highly competitive environment. She has a strong parallel interest in primary education, to which she devotes considerable effort and time

A. Balamuralikrishna, the financial expert in the Sikshana Initiative group, is a highly successful Chartered Accountant, with an extensive practice both in India and abroad. His personal interest in assisting social causes drew him to work with us.

Ravindra Krishnappa, Director and Co-Founder of Inatech Infosolutions Pvt. Ltd. has been in the IT industry for more than two decades. After earning a degree in Mechanical Engineering, he began his career with Tata Unisys and has worked in the US, UK and Switzerland. He left TUL in 1995 to help start a business and software consulting venture called EWI Business Consulting. Oracle Corporation acquired this company in 1999 and renamed it Oracle Solution Services. He left Oracle in Feb 2003 as the Executive Director of their offshore consulting division.

Krishnappa's special professional interests include business and strategy consulting, application of new technology and change management. He is a regular speaker at seminars and is also on the board of several companies in an advisory capacity. On a personal level, he has a passionate interest in the public education system.

Prashanth Prakash holds a Masters degree in Computer Science from the University of Delaware, USA, and an Undergraduate degree, in Computer Science, from the Bangalore Institute of Technology, India.

He started his career at S3 Technologies USA, a division of GSE systems, building Case Tools for real-time simulations (GemCase). He went on to found VisualReality, a multimedia publishing company. He also founded NetKraft, which grew into one of the leading offshore solutions companies, with a focus on retail and healthcare verticals. NetKraft was subsequently acquired by Texas-based Adea Systems. After a stint as Partner at Erasmic Venture Fund, Prakash became a Partner at Accel., where his focus is on internet, healthcare and retail domains. He serves on the Boards of Kaati Zone, Cnergyis, HolidayIQ and other early stage companies.

Dr V.A. Sastry, Director of RelQ, holds an Electrical Engineering degree from REC Warangal and a PhD in Computer Applications from the University of Waterloo in Canada. In his 25 years' experience in the software industry, Dr. Sastry has been responsible for the successful completion of a number of software projects of varying sizes in the field of Process Control and Simulation. He has been associated with Tata Consulting Engineers and Macmet's Simulation System Division. Dr Sastry has been credited with the achievement of obtaining an ISO 9001 / TickIT certification for Infosys Technologies Ltd, Bangalore, at which he was a Director on the Board responsible for quality and productivity. Dr. Sastry is a co-founder of RelQ, where he manages the quality processes implementation. He is also a Director at MUSA Software Engineering, which consults on ISO & CMM for various large IT companies.

Dr Sastry subscribes to the idea that a healthy mind makes a healthy body and believes this is best achieved through meditation and spiritual cleanliness.

Dr Ashoka Gurudas, is a physician by profession. He completed his M.B.B.S. from J.N.M.C. Belgaum, Karnataka University in the year 1981. Subsequently, he acquired a postgraduate specialisation as Doctor of Medicine (M.D.) from Bangalore Medical College. He has worked as a lecturer in General Medicine at M.S. Ramaiah Medical College, Bangalore. He is also one of the Promoters of the 15-year-old Bangalore Hospital, South End Circle, Bangalore, highly reputed for its excellent medical facilities and care. In addition to his profession activities, Dr Gurudas has been actively involved in the family business of horticulture, farming and real estate for more than 20 years.

Dr Gurudas is currently the Secretary of Basavanagudi Brahmo Samaj and one of the Trustees of Brahmo Samaj Appavu Pillai Girls School. He is the Managing Director of Niju Scribe a Medical Transcription Unit in Bangalore South.

K. K. Subramaniam ("Subbu"), is a post-graduate in computer science with a deep interest in designing elegant and reliable system software products. He has over two decades of experience in UNIX/Linux based software in the areas of real-time embedded kernels, device drivers and network stacks.

He has held various R&D positions as designer, architect, development manager, and world-wide product manager and consulting engineer in multinational companies like IBM, Novell, Oracle and Network Appliance. In 2005, he founded a company, Axcode Consulting, to focus on design consulting services in system software and network stacks that leverage FOSS developments.

On a personal level, he has deep commitment to the cause of education in the true sense of the term, and has been studying the subject extensively from academic and technical perspectives.

Gayathri Parthasarathy (Gai) is an Executive Vice-president, member of the Management Committee and lead for Capco's Global Delivery Organization (GDO). Gai is responsible for managing the ramp up of the organisation's offshore capabilities, supporting the regions in their onshore/offshore business development, leading the GDO and assuring it closely aligns with Capco's best practices, competitive business metrics and service offerings.

Her desire to make a difference in the lives of the less fortunate children attracted her to Sikshana.

V.R. Prasanna is the CEO of the program. He holds a Bachelor's degree in Electrical Engineering from S. J. College of Engineering, Mysore and a Master's in Computer Engineering from Texas A&M University, College Station, Texas. Prior to his engagement with Sikshana, he was the Founder Director of Softrends, Inc USA, where he designed transaction processing systems.

After 16 years, Prasanna decided to relocate to India, where he is putting his energy and talent to use in a different area: making a difference in the lives of the less fortunate. This is not a new area for him—while in the USA, Prasanna had worked with various NGOs on different projects. Since 2004, he has been supporting a Bangalore-based NGO called Samarthanam Trust for the Disabled. In 2005, he co-founded Pragathi, with a few like-minded individuals in Austin, Texas, with a goal of funding deserving NGO's in India.

Team

The program is headed by the CEO ably assisted by the Program managers and Mentors in the field who are typically in charge of a set of schools / villages. The field team is supported by the back office team in Bangalore and Kanakapura.

Name	Role	Location
Anantharamu	Highschool Mentor	Kanakapura
Asha Rani N	Community Mentor Manager	Kanakapura
Ashwath	Mentor	Anekal
Champa M Wali	Mentor	Chikballapur
Chandana M K	Backoffice Intern	Kanakapura
Chethan	Mentor	Kanakapura
Kashinatha S.	Mentor	Kalghatgi
Kiran Kumar	Mentor	Kanakapura
Murali N	Mentor	Hoskote
Mutharaju	Highschool Mentor	Kanakapura
Prasanna V.R.	CEO	Bangalore
Ranjini M	Mentor	Anekal
Roopa B K	Mentor	Kanakapura
Shambuling B. Naduvinamani	Mentor	Kalghatgi
Sharanappa V Kattimani	Program Manager	North Karnataka
Shivanand M.H.	Mentor	Kalghatgi
Shivarudra	Mentor	Hoskote
Srinath	Mentor	Chikballapur
Supriya	Programme Co-ordinator	Bangalore
Suresh Gudadar	Mentor	Hoskote
Suresh N	Mentor	Hoskote
Vidya Urs N	Backoffice Intern	Kanakapura
Vishwanatha K S	Program Manager	South Karnataka
Vyramudi	Mentor	Kanakapura

Contacts & donations

Operations Office:
298/C, 7th Main,
4th Block, Jayanagar,
Bangalore 560 011
Phone: 080 4121 0762

Registered Office:
B1103 Brigade Residency,
Uttarahalli Road,
Bangalore 560 061,
Karnataka, India

And if you'd like more information, please feel free to call

V. R. Prasanna at:
Phone: +91 99720 39890 or by email at prasanna@sikshana.org

OR

E.S. Ramamurthy at:
Phone:
Landline: +91 80 26931153
Mobile: +91 98806 65003 / 508 210 3328 (VOIP/ EST) or
By email at esrmurthy@sikshana.org

We couldn't have come as far as we have—or go as far as we intend—without help. Countless individuals and organizations have given generously of their services and time, have donated products or money, to make Sikshana possible. We are very grateful for all the help we've received. And we would welcome any support you can extend.

The Sikshana model has evolved over time. Sikshana looks at a school as a whole—children, teachers, community and government. As such, we have come to realise that programme-specific interventions (of which Reading-only and Technology input-only are two examples) simply will not suffice. In the current Sikshana model, a school with 120 children typically will need an investment of Rs. 50,000 per annum to make a significant improvement in the learning levels. We encourage you to get involved at any level you feel comfortable to improve the public education system.